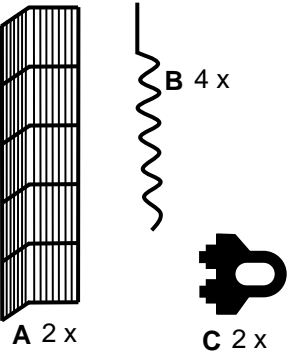


Inhalt:

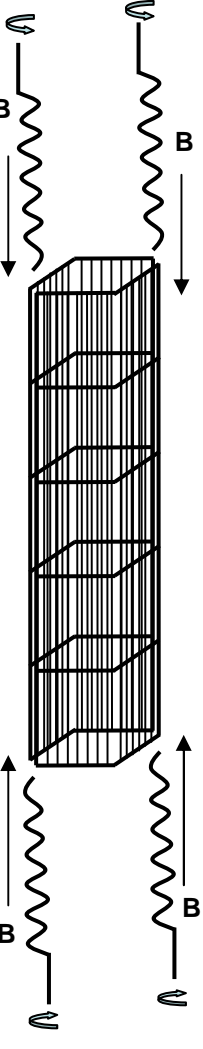


A 2 x

B 4 x

C 2 x

1.



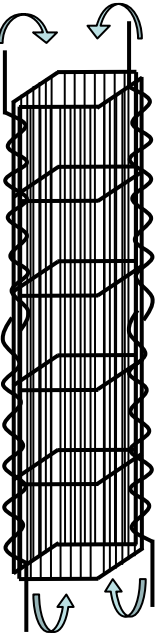
B

B

B

B


2.



Die Enden nach innen umbiegen.


3.

Die Klemmen oben anschrauben

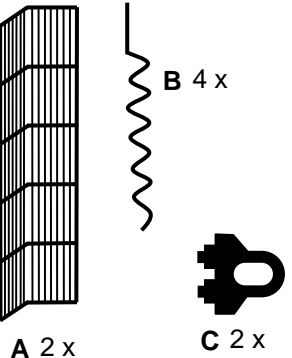


C

C



Inhalt:

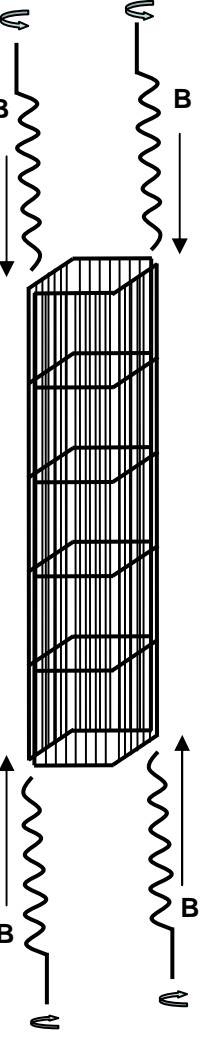


A 2 x

B 4 x

C 2 x

1.



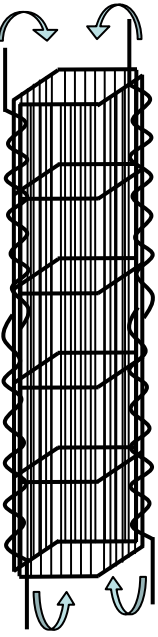
B

B

B

B


2.



Die Enden nach innen umbiegen.

3.

Die Klemmen oben anschrauben



C

C

